



SHAH INTERNATIONAL SCHOOL
2026-27
HOLIDAY HOMEWORK
CLASS-V

ENGLISH

Project: Emoji Storytelling

Instructions: - 1. On an A-3 size sheet the students will write a story but with a twist of emoticons.

For eg. Once upon a time, I climbed the 🌳 and met 🦉. We went to the Land of 🍰.”

The topics for story writing are :-

- Mission to the Moon
- My First Foreign Country Visit
- The Land of Cakes

2. The story should be of 100-120 words.

3. Decorate the project beautifully with colours, drawings and your own creativity.

➤ **Students can choose the topic themselves as well.**

➤ **Let your imagination climb high! Be bold, be bright, and make it magical!**

हिन्दी

विषय - पुरानी और नई पीढ़ियों के जीवन में अंतर

अपने दादा-दादी, नाना-नानी और माता-पिता से उनके बचपन के बारे में जानकारी एकत्र कीजिए।

हर व्यक्ति का इंटरव्यू उनके नाम, आयु और फोटो के साथ अलग-अलग पेज पर लिखिए।

अंत में अपने जीवन और उनके जीवन के बीच क्या अंतर है, स्पष्ट करते हुए लिखिए।

MATHS

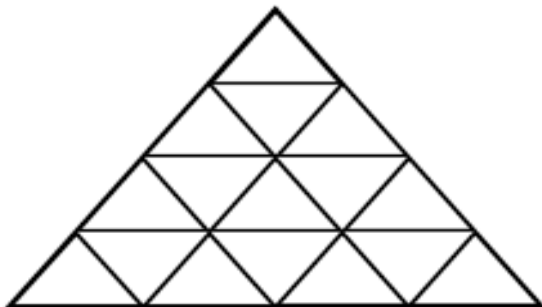
Project : Triangle Counting Puzzle

Instructions:

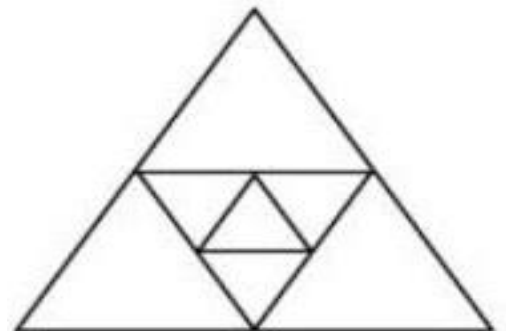
1. Observe the three figures carefully and outline each triangle neatly.
2. On an A-3 size sheet draw the figures neatly and give a unique name to every triangle using alphabets (Example: $\triangle ABC$, $\triangle PQR$, $\triangle XYZ$).
3. Write the total number of triangles below each figure.
4. Decorate the sheet creatively with colours, borders, or patterns.

Note :

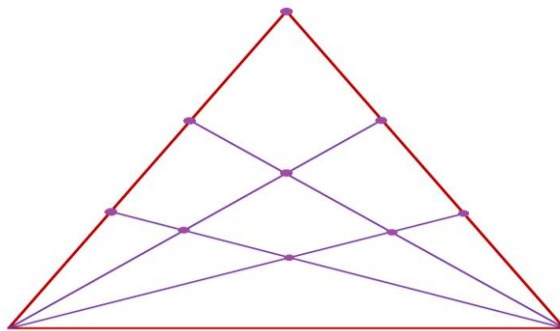
- Use a ruler for neat labelling.
- Name all triangles clearly and correctly.
- Use different colours for small, medium, and large triangles.
- Mention your Name, Class, and Section neatly on the sheet.



1.



2.



3.

SCIENCE

Project : Balanced Diet Planner

AIM : To plan a balanced diet for a healthy lifestyle.

TASK: Make a Monthly Diet Planner in a creative format (not a simple table).

INSTRUCTIONS: Design your planner like:

- A calendar page / timetable / menu card.
- Include meals for: Breakfast, Lunch, Dinner, Snacks.
- Use colours, symbols or creative signs to show food groups.
- Draw or paste food items to make it attractive.
- Make it neat, creative and well-organized.

SOCIAL SCIENCE

Project : UN Agencies Mini Project

Instructions:

1. Choose any 3–5 United Nations (UN) agencies from the list given below.
2. Prepare one page for each agency in your notebook or on A4 sheets.
3. Decorate your work with drawings, colours, and proper headings.

Agencies to Choose From:

1. **UNICEF – works for children**
2. **WHO – works for health**
3. **UNESCO – works for education and culture**
4. **FAO – works for food and agriculture**

Each Page Should Include:

1. Write about the name of the Agency
2. Logo (Draw or paste neatly)
3. Full Form
4. Work They Do (Write any 3–4 points in simple sentences)
5. One picture related to their work